

Reading

Journal




**SCHOOLS  
LINKS**




[schoolslinks.co.uk](http://schoolslinks.co.uk)

**Year Two - Autumn**

# Reading Record



Date	Book Title	Comment	Signed



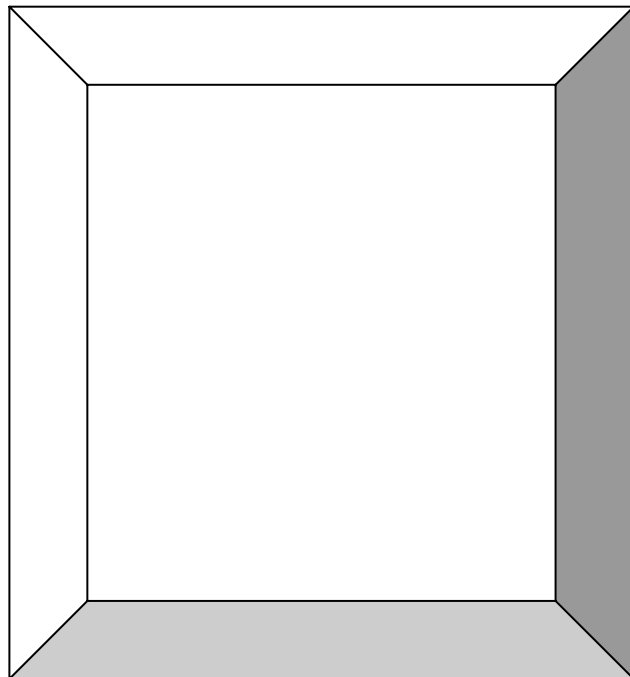
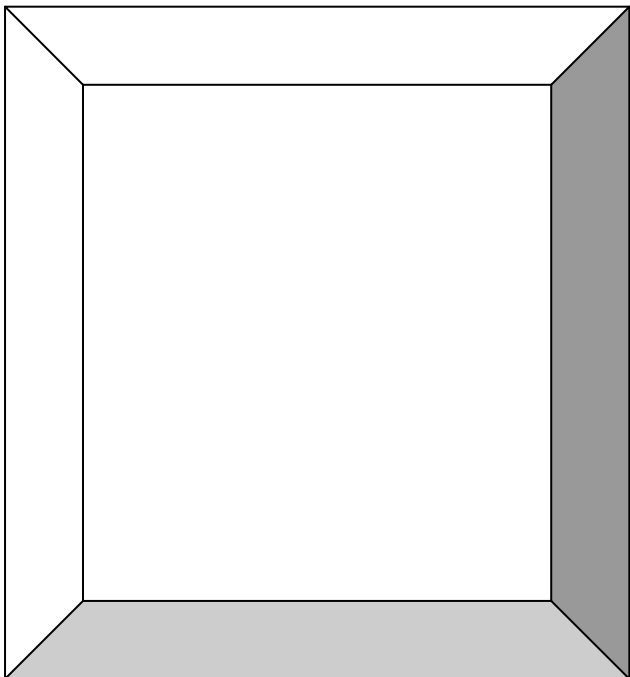
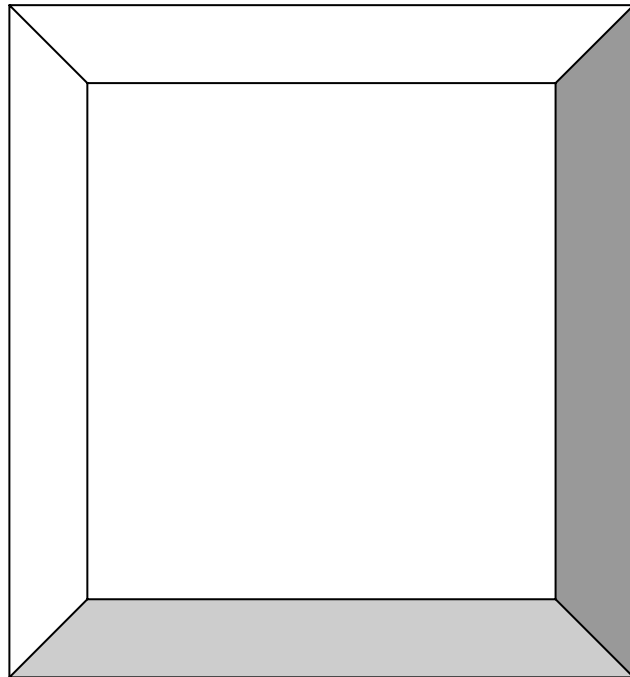
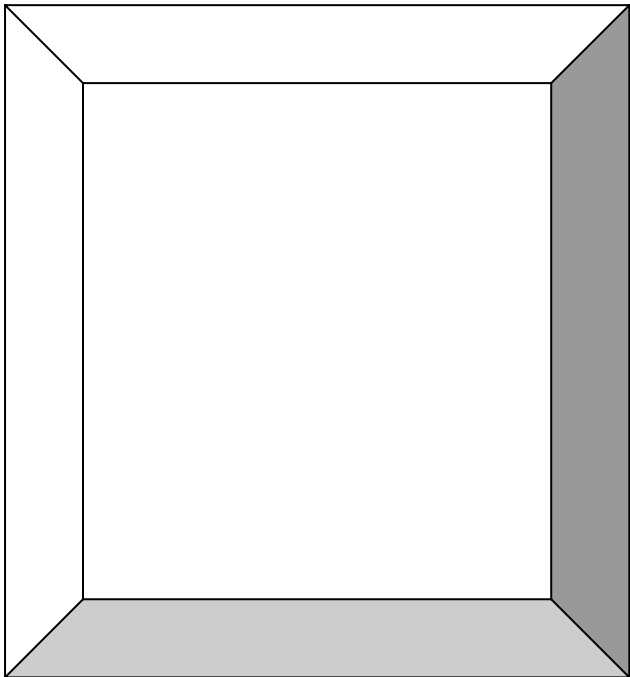
# Reading Record

Date	Book Title	Comment	Signed



# Characters from the book

Draw four characters from your book. Write their name under the picture.





# A New Book


Answer these questions about your new book.

What is the title?	
Who is the author?	
What does the picture on the cover show?	<p>.....</p> <p>.....</p> <p>.....</p> <p>.....</p> <p>.....</p> <p>.....</p> <p>.....</p> <p>.....</p>
What do you think the book will be about?	<p>.....</p> <p>.....</p> <p>.....</p> <p>.....</p> <p>.....</p> <p>.....</p> <p>.....</p> <p>.....</p>



# The Setting

Draw a picture of a setting from your book in the middle of the page. In the boxes around your picture write down some good words to describe the setting.



# The Main Event

Draw a picture of the main event in your book. Then describe what is happening in your picture.





## What is Happening?

Look for words that end in 'ing' in your book and on posters and notices around the room. 'ing' words usually show what is happening. Make a list of words ending in 'ing'.



ending in  
'ing'





## Who, Where, When and What?



Try to remember and retell what happened in your story. First of all think about *who* was in the story and *where* the story took place. Then think about *when* the story took place. The most important thing to try to remember is *what happened?*

What happened?	
When?	
Where?	
Who?	



# I Have Just Read

Answer these questions about the book you have just finished reading.

I have just read \_\_\_\_\_

by \_\_\_\_\_

I liked the part when \_\_\_\_\_

\_\_\_\_\_

\_\_\_\_\_

because

\_\_\_\_\_

I didn't like \_\_\_\_\_

\_\_\_\_\_

\_\_\_\_\_

because

\_\_\_\_\_

Who else do you think would enjoy this book?

\_\_\_\_\_



# What Would I Do?



Imagine you were the main character in a story you've read. What would you do if you were in their situation?

If I woke up and found a large beanstalk outside my window

I would .....

.....

.....

.....

If my ugly sisters would not let me go to the ball I would .....

.....

.....

.....

If ..... I would .....

.....

.....

.....



# Information Books

Choose an information book. What do you think this book might be about? What do you already know about that topic? What would you like to find out? Then, once you have read the book, think about what you have learned.

Title of the book:

What do you already know?

What would you like to know?

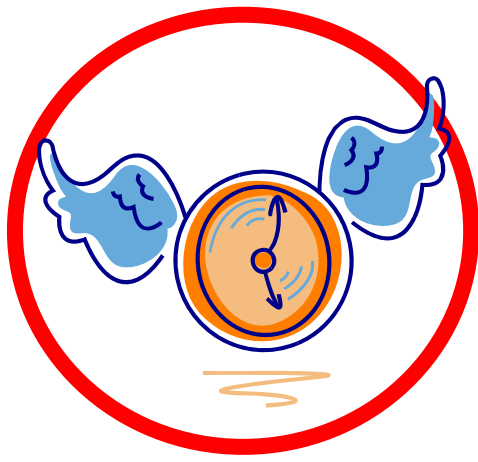
What have you found out?



# Diagrams


Look at some information books to see how diagrams are different from photographs and drawings.  
Draw a picture of a familiar object (*eg a bicycle*) or of something from an information book. Label the picture and make it into a diagram.

A large, empty rectangular box with a double orange border, intended for the student to draw and label a diagram.



# Word Collection

When you are reading – look out for words and phrases that show the passing of time – *eg after that, next.*





## Your 3 Favourite Books for this term




Title:  
Author:

Why this is THE BEST!



Title:  
Author:

Why this is 2<sup>nd</sup> best:



Title:  
Author:

Why this is 3<sup>rd</sup> best: