

Reading
Journal



**SCHOOLS
LINKS**


schoolslinks.co.uk

Year Two - Spring



Reading Record

Date	Book Title	Comment	Signed



Reading Record

Date	Book Title	Comment	Signed




Story Openings & Sentence Starters



Choose some of your favourite books. Make a list of the different story openings used in those books. Also look for some super sentence starters and write them down.

Story Openings



Super Sentence Starters:





A New Book

Answer these questions about your new book.

What is the title?	
Who is the author?	
What does the picture on the cover show?	<p>.....</p> <p>.....</p> <p>.....</p> <p>.....</p> <p>.....</p> <p>.....</p> <p>.....</p> <p>.....</p>
What do you think the book will be about?	<p>.....</p> <p>.....</p> <p>.....</p> <p>.....</p> <p>.....</p> <p>.....</p> <p>.....</p> <p>.....</p>



What Happens Next?

Stop at an exciting part of the story. Think about what might happen next. List or draw your predictions below.

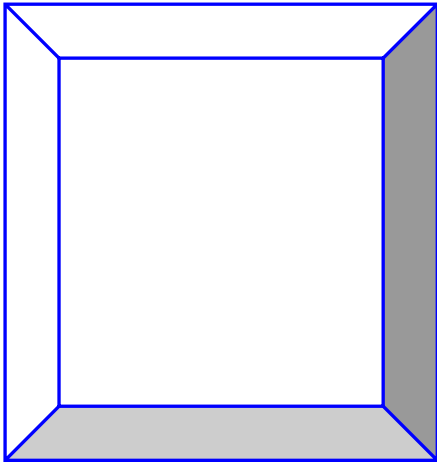
What has just happened in the story?

What do you think will happen next?

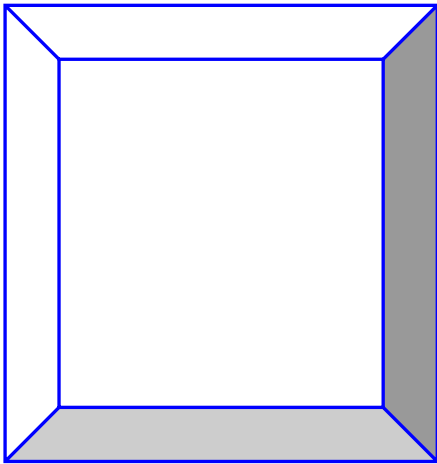


This character
is....

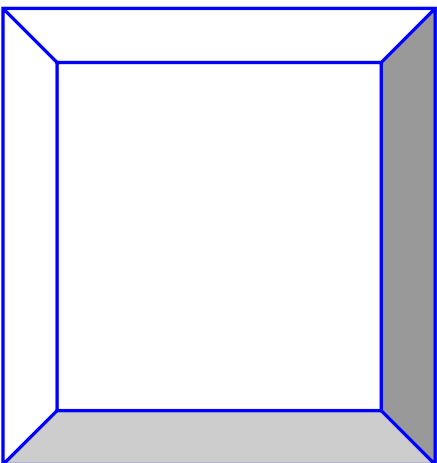
Choose a character from your book and draw a picture of them. Choose an adjective to describe them and then think of a reason why you chose that adjective –
eg He is mean because he shouts at the children.



Blank rectangular box for writing an adjective and a reason.



Blank rectangular box for writing an adjective and a reason.





Blank rectangular box for writing an adjective and a reason.



What are they Saying?

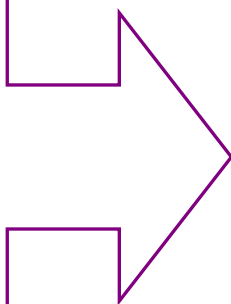
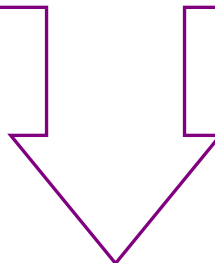

Draw two characters from your book. Write what they might say to each other in the speech bubbles.





Retelling Stories

Retell the story you have just read, in your words. Remember to start at the beginning and to include all of the important bits!

A large, empty rectangular box with a purple outline, intended for writing the beginning of the retelling.A large, empty rectangular box with a purple outline, intended for writing the middle part of the retelling.A large, empty rectangular box with a purple outline, intended for writing the end of the retelling.A large, empty rectangular box with a purple outline, intended for writing the beginning of the next story.



I Have Just Read

Answer these questions about the book you have just finished reading.


What was the name of the book?	
Who were the main characters in the book?	
Where did the story take place?	
What happened at the beginning?	
What happened in the middle?	
What happened at the end?	
Did you enjoy this story? Why?	



Wanted Poster

Choose a character from your story who has done something bad. Create a WANTED poster for them.

Crime:



Last seen:

Reward:

Description:

Personality:



What's in an Information Book?

Choose a variety of *non-fiction* books. Look at them carefully and then fill in the grid.

diagrams and charts?				
captions?				
Headings?				
an index?				
a contents page?				
Does the book have	title	title	title	title



Making a Glossary

Choose an information book that you would like to read. Whilst you are reading, write down any words that you don't know. Afterwards, list the words in alphabetical order and use a dictionary to find out what they mean. Then you will be able to create your own *glossary* for that book.

Title of the book:

Unknown words:

Words (in alphabetical order)	Definitions



Questions! Questions!

Look out for the use of questions in the book you are reading. Copy out the questions into the space below and underline the word that tells you it's a question. Don't forget to include the question marks.

Who? What? Why? When?
Where? How?

Blank lined space for writing.

Blank lined space for writing.

Blank lined space for writing.

Blank lined space for writing.

Blank lined space for writing.

Blank lined space for writing.



Your 3 Favourite Books for this term




Title:
Author:

Why this is THE BEST!



Title:
Author:

Why this is 2nd best:



Title:
Author:

Why this is 3rd best: