

Reading  
Journal



**Year Two - Summer**

# Reading Record



Date	Book Title	Comment	Signed

# Reading Record

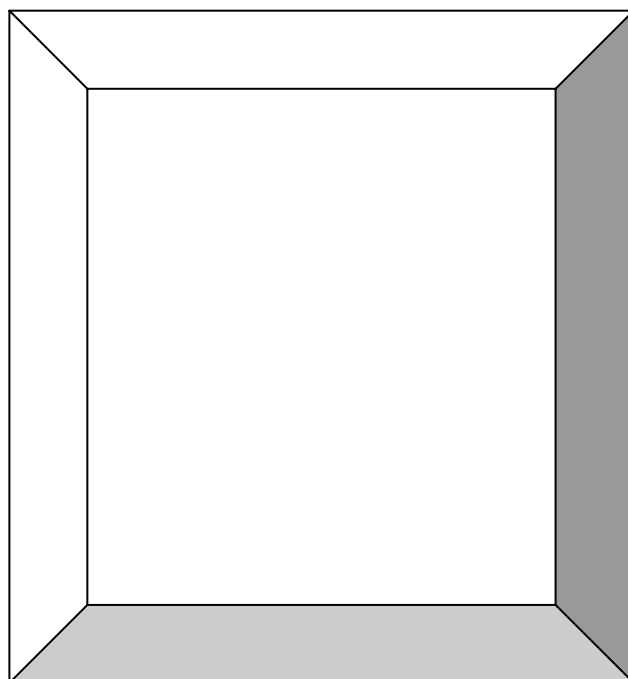
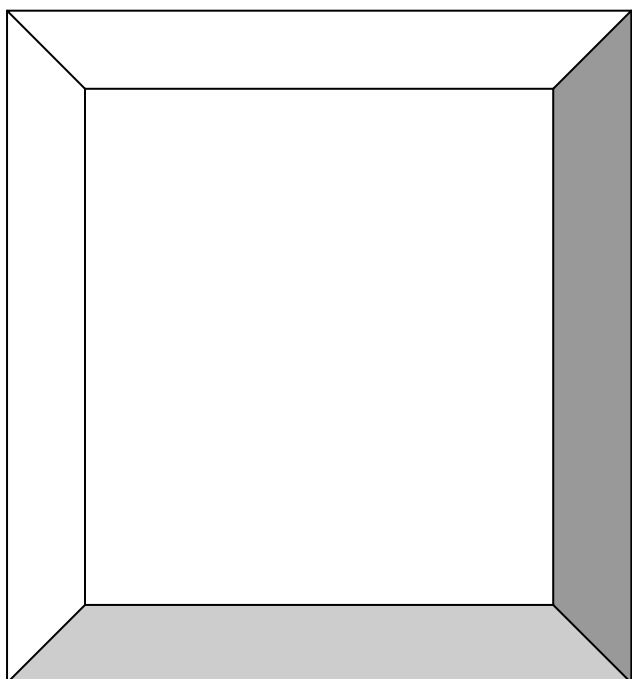
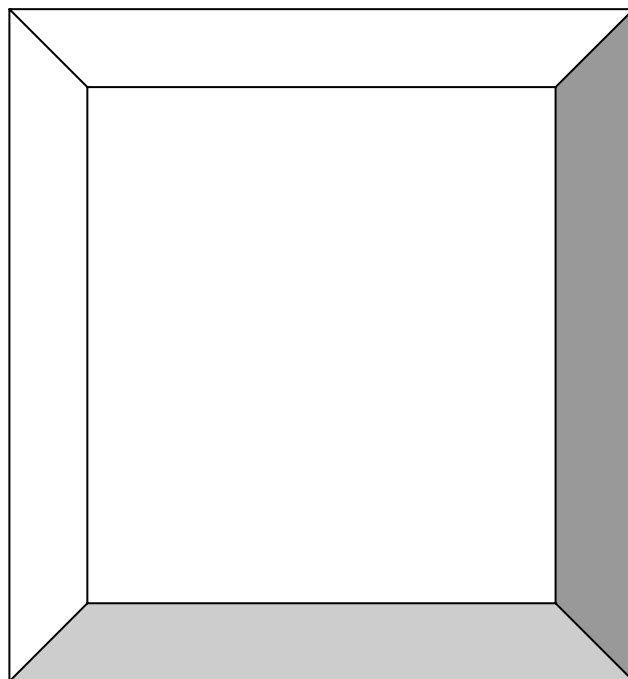
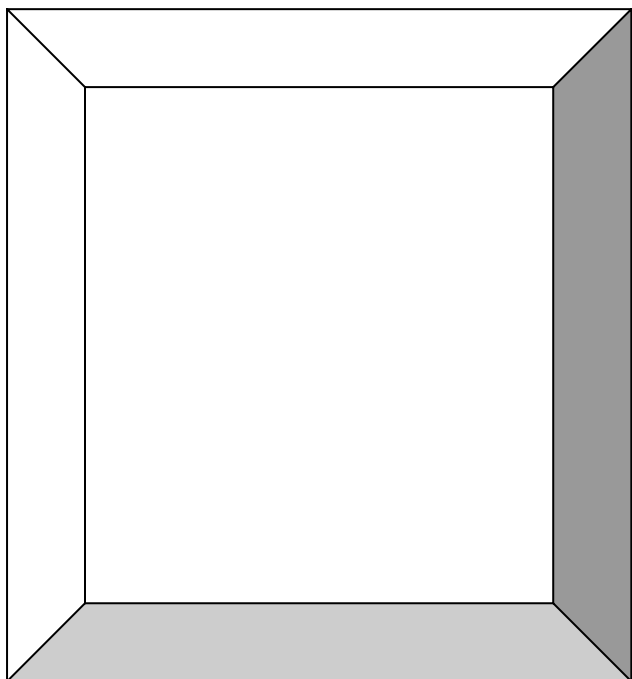


Date	Book Title	Comment	Signed



# My Favourite Pictures

Draw your favourite pictures from the book you are reading. Write a sentence about each picture.






# A New Book

Answer these questions about your new book.

What is the title?	
Who is the author?	
What does the picture on the cover show?	<p>.....</p> <p>.....</p> <p>.....</p> <p>.....</p> <p>.....</p> <p>.....</p> <p>.....</p> <p>.....</p>
What do you think the book will be about?	<p>.....</p> <p>.....</p> <p>.....</p> <p>.....</p> <p>.....</p> <p>.....</p> <p>.....</p> <p>.....</p>



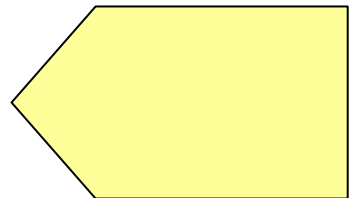
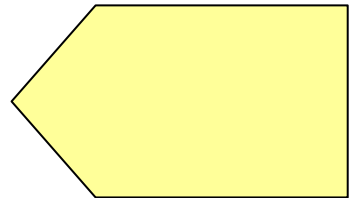
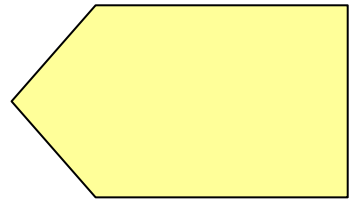
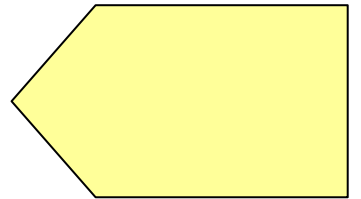
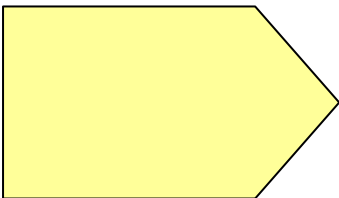
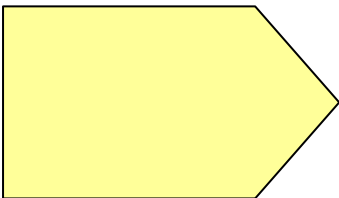
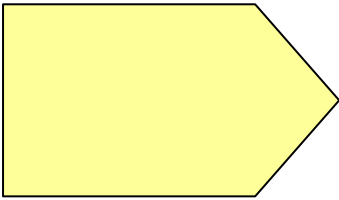
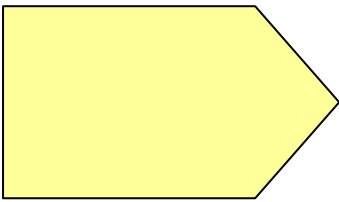
# A Male Character


Draw a picture of a male character from your book in the middle of the page. In the boxes around your picture write down some good words to describe that character.



# A Female Character


Draw a picture of a female character from your book in the middle of the page. In the boxes around your picture write down some good words to describe that character.






# Instead of Said

Make a list of as many words in your book that the author has used instead of 'said'. For example *shouted*, *asked*.







# The Same, but Different

Read two different books by the same author. Think about how they are similar and how they are different.

	Book One:	Book Two:
Characters		
Setting		
Plot		
Which book did you prefer? Why?		



# I Have Just Read

Answer these questions about the book you have just finished reading.

I have just read \_\_\_\_\_

by \_\_\_\_\_

I liked the part when \_\_\_\_\_

\_\_\_\_\_

\_\_\_\_\_

because

\_\_\_\_\_

I didn't like \_\_\_\_\_

\_\_\_\_\_

\_\_\_\_\_

because

\_\_\_\_\_

Who else do you think would enjoy this book?

\_\_\_\_\_



# Invitation to a Party

Choose a character from a story who might be having a party. For example - *Cinderella might have a party to celebrate her wedding to the Prince*. Write a invitation from that character, to another character, inviting them to the party.

Dear:

**You are invited to a party!**

When:

Where:

We're going to celebrate:

These are some of the things we're going to do:

Don't forget to bring:

From:




# An Acrostic Poem



Use the space below to write an acrostic poem all about  
**READING!**

**R**  
**E**  
**A**  
**D**  
**I**  
**N**  
**G**



# Storyboard

Use words and pictures to re-tell the main parts of the book you've just read. Use the storyboard format below to help you




# Information Books

Choose an information book about a topic that you are interested in. Before you start reading it - think about what you already know and what you would like to find out about that topic. After you've looked at the book - think about what you've found out.

Title of book:

What do you already know?

What would you like to know?

What have you found out?



# Word Collection

When you are reading – look out for words and phrases to describe the following:

Words to describe what characters look like....

Words to describe how characters are feeling...

Words to describe the setting...



# Your 3 Favourite Books for this term




Title:  
Author:

Why this is THE BEST!



Title:  
Author:

Why this is 2<sup>nd</sup> best:



Title:  
Author:

Why this is 3<sup>rd</sup> best: